Taps Exercises

Exercise 1: Play this exercise slowly. Focus on clean transitions, landing accurately on each note.



Exercise 2: Use this exercise to work on your rhythm. Pay attention to the straight eighths in the middle which are evenly spaced with the equal length, as opposed to the dotted eighth at the beginning and end. Start with just one line at a time. Once your range improves and you can play all three lines, then practice playing all of them together.

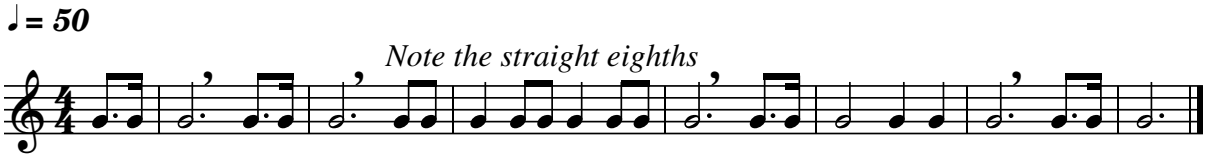

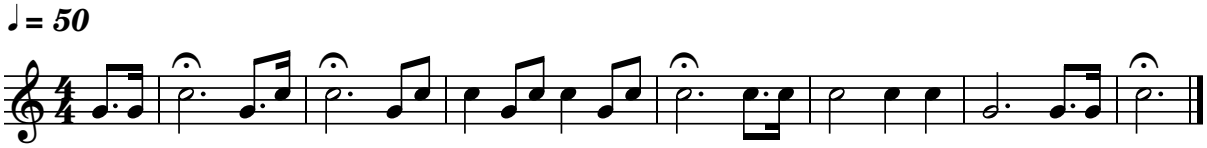

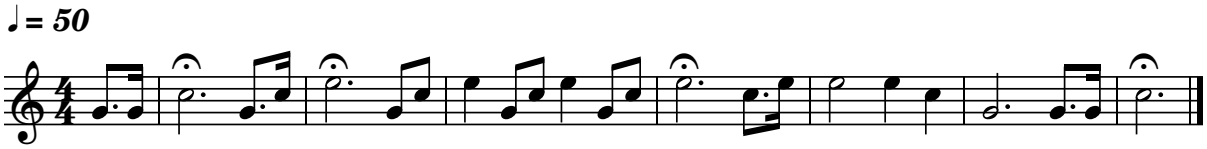

Taps