Reveille Exercises

Exercise 1: Play these notes slowly, about 60 bpm. Work on each part (A, B, C, D) individually until you can play them consistently. Then play the entire exercise together.



Exercise 2: Start this exercise slowly, about 100 bpm. First, lightly tongue every note. Then, add the slurs where indicated. Lastly, play every note stacatto except the slurs. Gradually increase your speed.

♩= 100 and faster



Exercise 3: Start this exercise slowly, about 100 bpm. Gradually increase your speed.

♩= 100 and faster



Exercise 4: Play this rhythm on C. You can practice the same rhythm down on G or up on E. Start at a comfortable speed. Increase the speed when you can play without loosing tempo and without mistakes.



Reveille

♩= 152